
















© 2018 Teach Children Ltd



© 2018 Teach Children Ltd



© 2018 Teach Children Ltd



© 2018 Teach Children Ltd

This row features a large handwriting practice area. On the left, a solid black letter 'E' is shown with three horizontal dashed arrows pointing right from its vertical stem, and a vertical dashed arrow pointing down from its top. To its right is a dashed grey 'E' for tracing, with three green stars marking the starting points for the vertical stem and the two horizontal bars. The background is divided into three horizontal bands: light blue at the top, light green in the middle, and light brown at the bottom. On the left side, there are illustrations of a white cloud, a mole in a hole, and two worms. On the right side, there is a sun behind a cloud and a tuft of grass.

This row features a smaller handwriting practice area with a solid black 'E' and a dashed grey 'E' for tracing, including green stars and directional arrows. The background and illustrations are consistent with the first row.

This row features a smaller handwriting practice area with a solid black 'E' and a dashed grey 'E' for tracing, including green stars and directional arrows. The background and illustrations are consistent with the first row.

This row features a smaller handwriting practice area with a solid black 'E' and a dashed grey 'E' for tracing, including green stars and directional arrows. The background and illustrations are consistent with the first row.

This row features a smaller handwriting practice area with a solid black 'E' and a dashed grey 'E' for tracing, including green stars and directional arrows. The background and illustrations are consistent with the first row.

© 2018 Teach Children Ltd

This row features a large handwriting practice area. On the left, a solid black letter 'E' is shown with three horizontal dashed arrows pointing right from its vertical stem, and a vertical dashed arrow pointing down from its top. To its right is a dashed grey 'E' for tracing, with three green stars marking the starting points for the vertical stem and the two horizontal bars. The background is divided into three horizontal bands: light blue at the top, light green in the middle, and light brown at the bottom. On the left side, there are illustrations of a white cloud, a mole in a hole, and two worms. On the right side, there is a sun behind a cloud and a tuft of grass.

This row features a smaller handwriting practice area with a solid black 'E' and a dashed grey 'E' for tracing, including green stars and directional arrows. The background and illustrations are consistent with the first row.

This row features a smaller handwriting practice area with a solid black 'E' and a dashed grey 'E' for tracing, including green stars and directional arrows. The background and illustrations are consistent with the first row.

This row features a smaller handwriting practice area with a solid black 'E' and a dashed grey 'E' for tracing, including green stars and directional arrows. The background and illustrations are consistent with the first row.

This row features a smaller handwriting practice area with a solid black 'E' and a dashed grey 'E' for tracing, including green stars and directional arrows. The background and illustrations are consistent with the first row.

© 2018 Teach Children Ltd