





Where the Wild Things Are *by Maurice Sendak*

Science	English	Geography	Computing
<p>Some of the Wild Things are covered in hair, just like us.</p> <p>Here's how to grow your own Wild Thing Grass Head.</p>  <p>To find out how, follow this link on the school website: https://www.cheapsideschool.org.uk/science-8/</p>	<p>Write your own book review. Where is it set? Who are the main characters? Can you write a short summary of the story? What bit did you like best? Would you recommend it to someone else? Why/Why not? How many stars would you give it out of 5?</p> <p>Draw a picture of Max or one of the wild things to go with your review. Use this link to help guide you if needed: https://www.cheapsideschool.org.uk/english-26/</p>	<p>'That very night in Max's room, a forest grew...'</p> <p>KS1 - Create a map of the forest/jungle where the Wild Things live. Consider: What sorts of trees and other plants will there be? Are there houses or other types of homes there? What is there for the Wild Things to eat? What is near to the forest apart from the ocean? Draw your map really carefully, colour it in and label each part.</p>	<p>Make a stop-motion animation showing Max and some Wild Things having an adventure.</p> <p>Look at this link as a starting point: https://youtu.be/6Tatz48BoM</p>
<p>Plants on Wild Thing Island.</p> <p>Identify and name a variety of common plants, including garden plants, wild plants and trees:</p> <p>Look at the pictures of Wild Thing Island and count how many different species of plant you can find.</p> <p>Follow this link on the school website to complete this Science activity: https://www.cheapsideschool.org.uk/science-8/</p>	<p>Create a new front cover and re-write the blurb.</p> <p>What would you include on the front cover? Would it be the forest? Or Max in his boat on the ocean? Or perhaps you'd want your own version of the Wild Things to be on the front cover. Remember to include the book name and the author's name.</p> <p>The blurb is the information that goes on the back of the book. What would you tell a reader so that you don't give too much away? Can you include a quote from the book? Can you make up a recommendation?</p>	<p>'That very night in Max's room, a forest grew...'</p> <p>KS2 - Create a map of Max's journey to the place where the Wild Things are. Map out the following in a labelled drawing: Max's bedroom. His journey out of the house – how did he get to the boat? The waves of the ocean that he sails across The Land - where is it/how far away is it? What is the land like? Is it jungle/forest/beach or all of these? What are the physical (natural) and human (made by man or Wild Thing!) features? Include a key and written directions.</p>	<p style="text-align: center;">Purple Mash</p> <p>Use 2CreateAStory to write your own version of the book – you can even record sounds to go with it. https://www.purplemash.com/sch/cheapside</p>

Out and about	Art	French	D.T.
<p>Create a den for a 'Wild Thing' use sticks to build your den.</p> <p>You could build a tee-pee style of shelter or make it tent shape.</p> <p>Use natural materials and/or rope and tarps.</p> <p>Use this link to give you some den-building ideas: https://www.woodlandtrust.org.uk/blog/2019/10/how-to-build-a-den/</p>	<p>Create a sock monster.</p>  <p>http://librarymakers.blogspot.com/2015/07/summer-special-sock-monsters.html#more</p>	<p>Watch this wonderful story being read in French! In French, it is called '<i>Max et les Maximonstres</i>'.</p> <p>This video includes the French text of the story, with the English translation underneath – a perfect way to learn some French!</p> <p>Watch it here: https://www.youtube.com/watch?v=mRJahOxk8sw</p>	<p>Max travels on a sailing boat across the ocean to discover the 'Wild Things'.</p> <p>Can you design your own sail boat? www.youtube.com/watch?v=cYH_84M3ANA</p> 
<p>Create a tin foil river outdoors.</p> <p>Make a bottle cap boat and investigate how long it takes your boat to travel down the river.</p> <p>How can you make your boat travel faster or slower?</p> <p>https://www.youtube.com/watch?v=e3jA6Sipw-w</p>	<p>Use cardboard tubes and paint to recreate your favourite characters from the story.</p> <p>To create the pointy ears, just fold in the tube from each side. Use extra cardboard to create accessories, like the crown shown in the picture.</p> 	<p>Music</p> <p>What sound effects could you add to each part of the story? Use things you have at home as instruments: pots & pans as drums, metal & wooden spoons as beaters, jars with beads or pulses in as shakers etc. What sounds would the ocean or the Wild Things make? What would a wild rumpus sound like? Read the story (or get someone to read it to you) whilst you add sound effects.</p> <p>A pdf of the story is here: https://www.cheapsideschool.org.uk/english-26/</p> <p>You could use this link to make your own instruments: https://www.cheapsideschool.org.uk/make-your-own-shakers-maracas/</p>	<p>Max dreams that his bedroom changes into a jungle. Can you design a Wild Thing bedroom?</p> <p>You could make a collage or mood board of a jungle bedroom design by cutting out pictures from magazines, using scraps of material, leaves and your own drawings.</p> <p>Or maybe you could make a 3D bedroom using a cardboard or shoe box and adding your own jungle themed furniture and decorations?</p>

