




Tuesday 11th January 2022.

LO: I can explain when, where and why children were evacuated.



When **Britain** announced it was at **war** with **Germany** in **1939** the British Government knew that **Germany** would **attack** Britain with **bomber planes**. So they **ordered** that **mothers and children** who lived in cities **had to leave** the cities and go to **live with other people**, people not known to them, **in the countryside**.

They were to be **EVACUATED** to the **safety** of **Rural** areas of Britain.

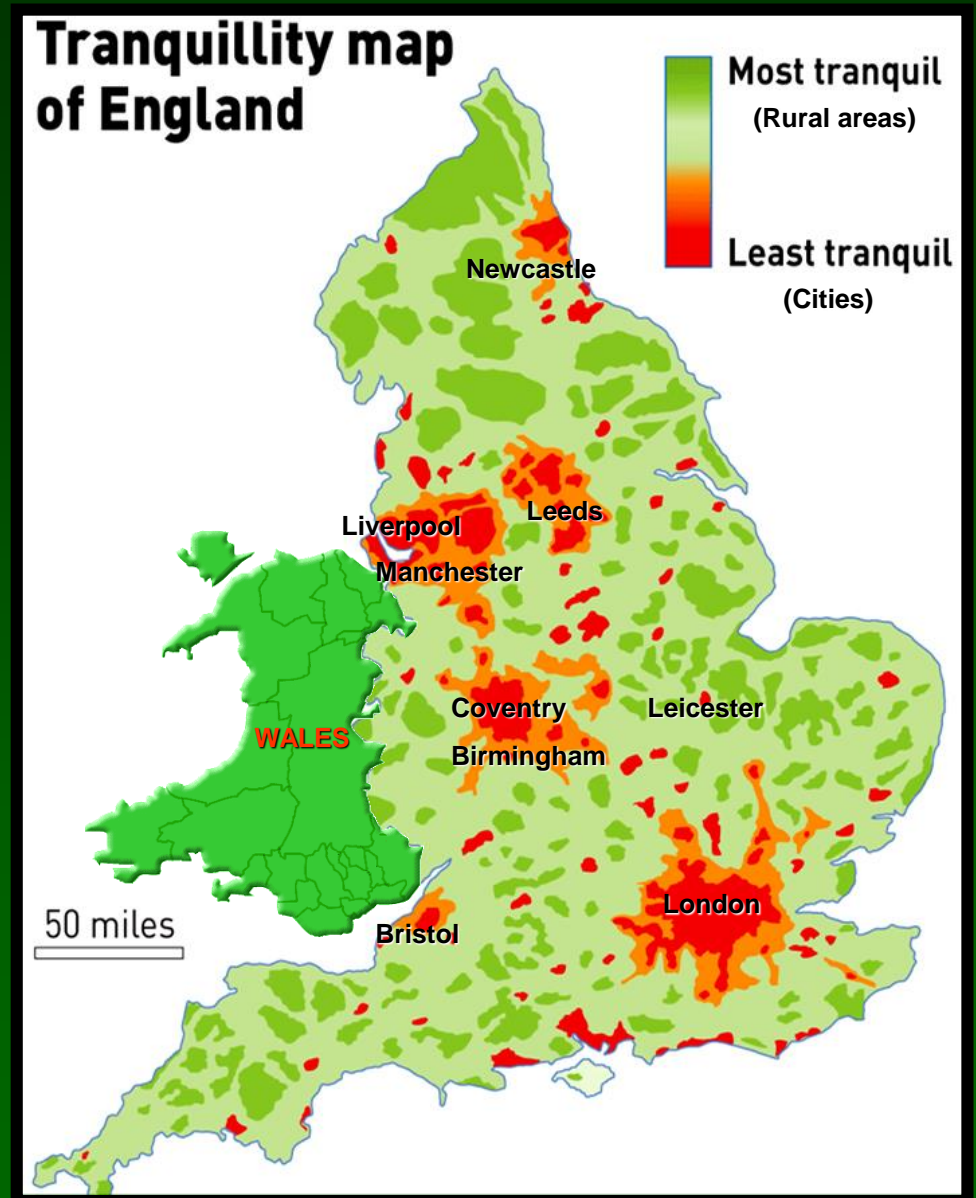


Towns and villages in the **countryside** (**Rural** and **Farming** areas) would not be targeted by German bomber planes as much as the cities – so **children** would be much **safer** living in the **rural areas**.


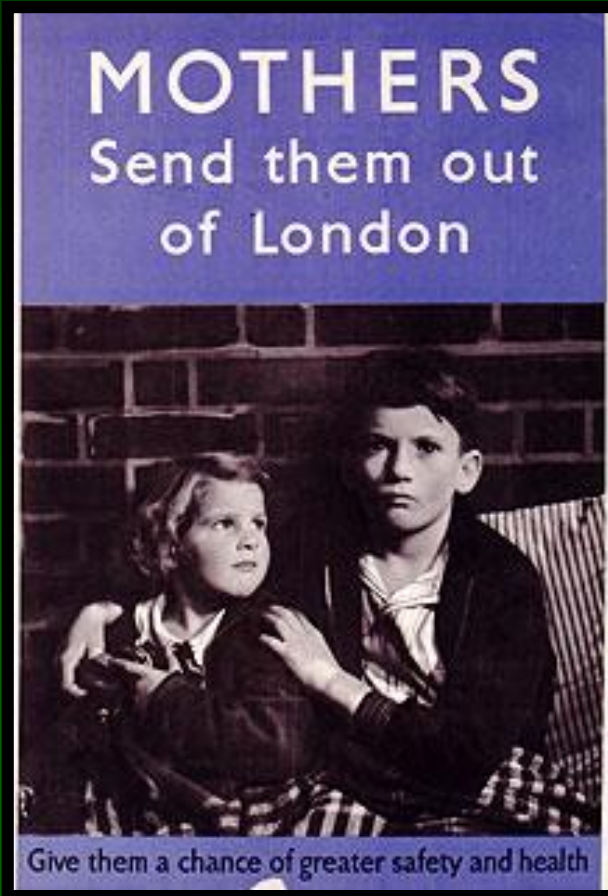
The areas in **red** on the map show the areas the German bombers would target the most.

The areas in **green** on the map show the rural countryside areas where people would be safer from bombing raids.

Mothers and **children** were **evacuated** to **green** areas.



In 1939 more than 3.1 million (3,100,000) children were evacuated from the main British cities including London. The plan to evacuate them was called *Operation Pied Piper*, after the German folktale about a magical musician who lured all the children of a town away with his musical pipe, and the children were never seen again. The evacuation of city children happened very quickly.



Evacuation

Read and Remember



Mostly children were evacuated but other evacuees included mothers with very young children, pregnant women, disabled people, teachers and helpers to look after the children.

Evacuation happened in distinct waves with the first wave of evacuations beginning on the 1st September, 1939, which was two days before Britain officially declared war on Germany. Other waves occurred at the start of the Battle of Britain in June 1940 and at the start of the Blitz in September 1940.



True or False?

TRUE

Mostly children were evacuated.

FALS
E

Evacuation only happened
once during the war.

Families were told the **children** were only **allowed** to have **one suitcase** with them. In that suitcase they had to have:

- the **clothes** they would need,
- their **Identity Card**,
- their **Ration book**,
- their **Gas Mask**,
- some **money**, and a few **small toys**.



Everything had to fit in the one suitcase and the children had to keep the suitcase with them all the time they were **travelling to their rural area**.



But the **Evacuation** happened so **quickly** that some children **did not know** where they were being sent to.

Many **children** had **never** been **separated** from their **parents** and family **before**.

Many **children's parents** had to **stay** in the **cities** to work and so the children were evacuated on their own.

Imagine how it must **feel** to be told you were **leaving your parents**, you were **going somewhere strange**, you would be **living in strangers' houses with them**, and that you might not see your parents for up to a year.



Look at the children in this picture.

They are being evacuated. Their mothers are saying 'Goodbye' to them at the railway station.

The children are about to travel on a train to a rural area to live with strangers. How do you think they must feel?

What can you see in these pictures?

What do you think the children have around their necks? **What are they for?**

What do you think are in the boxes hanging from their shoulders?

How do they look? How do think they are feeling about being evacuated?



Evacuation

Read and Remember



On evacuation day, children travelled with their teacher or helper by train to their destination.

All children had to wear an identity label and take their gas mask, ration book, identity card and food for the journey. Many children also took a suitcase containing clothes and personal items.

When they reached their destination, billeting officers were responsible for arranging for children to stay with host families. For many children this involved being selected out a line by their host. This was an upsetting experience for some children who felt unwanted or rejected.



True or False?

TRUE

All children had to carry a gas mask.

FALS
E

Children travelled to the countryside with their parents.

Evacuation

Read and Remember



At the start of the war, to many people in Britain, it seemed that not much was happening. As a result, some parents decided to bring their children home again.

Some children were evacuated overseas and lived with host families in places as far away as Australia and Canada.



True or False?

**FALS
E**

Children stayed in the country for the whole of the war.

TRUE

Some children were evacuated to other countries.

When **children** arrived at the **rural area** there were always lots of **adults waiting**. The **adults** would **pick the children** they wanted to come and **live with them**. Many children had to **wait a long time** until they were picked by an **adult**. Sometimes children would wait while all the other children were picked. **Brothers and sisters** would be picked **together mostly**, but there were times when **brothers and sisters** had to be **split up** and go to **live with different families**. They might **not see each other** again for **more than a year**.



Some **children** were **lucky** and got to live with **families** who were **kind** to them and lived in **well furnished houses** with bathrooms and **toilets inside**.
Some children were **not** so **lucky** and had to live in **small cramped houses** with no bathroom and only an **outside toilet**, and the people **did not treat them in a loving way**, like their own family.



What do you notice about these houses that is different to our homes today?

These photos show parts of a **wartime house** that an **evacuee** may have lived in with their **host family**.

What do you notice about the inside of this house?

Can you identify any of the unusual objects?

(click to reveal the names of items)



Many **children** had **never been** into the **countryside** before. They were **shocked** and **excited** at the **huge areas** of rural and farming land. City children often **wrote letters** to their parents **describing seeing animals** such as **cows** and **sheep** for the **first time**.



What sights, smells and sounds do you think would be new to these evacuees?

**"Dear mother
I was sad to leave you at the station. We saw a meadow
of horses. While the sun went down a nice lady told me
where to go when we arrived there Then I got picked
. Then we arrived at a farm. mrs sharp told me where
my room was she asked if I wanted a drink. I helped
her in the farm. My new school is very nice I have made
new frends my techer is nice too. I hope dad is safe in
the war.**

All my love Edward xxxxxxxx" (aged 9)



"Dear Mum,

It was so sad to see you stay. The journey was awful, Alice wet herself and she was sick all over me, But we saw cows in a field, it was fascinating. We were taken to the village hall where we were picked by adults, luckily me and Alice stayed together in the same house. We were picked by Mr and Mrs Kinsman, they're really strict. At school Mr Kinsman's my teacher, I have to spend a whole day with him. Alice's teacher is really nice he's called Mr Clark. I ruined my shoes in the pigs' pen and when Mr Kinsman found out he went bonkers.

We'll write back as soon as possible
Edna" (aged 10)



Many evacuee **children** went to **live on farms**.

As well as going to school they had to **help the farmers** look after the farm animals and the fields.

Many **city children** had the opportunity to do things they would **never have** been able to do **in the city**, such as:

- Feed, clean and ride horses
- Feed and milk cows
- Feed and clean pigs
- Feed chickens and collect their eggs



Evacuee **children** would work in the **farmers' fields** before **school**, after school and at weekends and holidays.

All year round they helped **dig up potatoes, carrots, onions, cabbage, and turnips.**

In **summer** they would **pick** fruit from the farmers' fruit trees; **apples, pears, plums and cherries.**

In **autumn** the children would help **pick blackberries.**



Picking plums



Picking blackberries



Picking cabbages



Digging up potatoes


All these **vegetables** and **fruits** that Evacuee Children were helping to **grow in farmers' fields, in back gardens, on pieces of waste ground**, were essential in helping the whole country of **Britain cope with the strict food shortages** that had started in 1940.

From **1940** the British Government had to **RATION FOOD**,
And **Rationing did not stop** in Britain **until 1953**.

RATIONING



DIG FOR VICTORY



R.B.1
T5

MINISTRY OF FOOD

1952 - 1953

RATION BOOK
(GENERAL)

Surname *Dodson* Initials *S.I.*

Address *11A Annela Road,*
Felixstowe
Suffolk,

IF FOUND RETURN TO ANY FOOD OFFICE

FOOD OFFICE CODE No. **E - F**
1 - 4



Click on the link below to listen to original radio clips broadcasted during WW2.

<https://www.bbc.co.uk/teach/school-radio/history-ks2-world-war-2-clips-ww2-evacuation-index/zvs3scw>



News report on Evacuation

BBC news reports on the evacuation of children on 1 September 1939.



Interviews with evacuated children

Interviews with children evacuated from Manchester to rural Lancashire.



Interviews with a host family child

A young boy from a host family describes his experiences



Children evacuated abroad

Children evacuated to Canada speak to their parents in the UK via radio link-up.



Host families interviewed

A host family describes the experience of receiving evacuees.



In Their Shoes

Imagine you are a child who is being evacuated. You are bound to have a mixture of emotions about what you are about to experience.

Work with the other children in your group. Look at the thinking hats and the type of thinking they represent. How does it apply to the experience of being evacuated? Can you add any other questions?



Blue:
Thinking




White:
Information




Yellow:
Positives


Black:
Problems



Green:
Creative



Red:
Emotions



In Their Shoes



White: Information

**What do I know already
about evacuation?**

**What else would I
like to know?**



**What key facts
can I recall?**

**What else do I
need to know?**

In Their Shoes



Blue: Thinking

What do I need to think about as I embark on my journey?

How can I prepare myself for this?



What will I do next?


In Their Shoes



Black: Problems

What might go wrong or not as expected?

Is evacuation going to work out?



Will my new family accept me?

In Their Shoes



Green: Creative

What can I do to make this experience as pleasant as possible?



How can I help others?

How can I solve the black hat evacuation problems?

In Their Shoes




Red: Emotions

How do I feel about
being evacuated?

What do I not
like about being evacuated?

What do I like
about being
evacuated?

What am I
most nervous or
worried about?




What do I find most exciting or interesting?

In Their Shoes



Yellow: Positives


Why is evacuation happening?



What are the good points about being evacuated?


How is being evacuated going to help me?

Evacuee Letter



Your challenge is to write a letter
in role as an evacuee from World
War I.

Use your responses to the
thinking hat questions and the
prompts on the **Evacuee Letter
Activity Sheet** to help you.



Hot Seating



Who will take the hot seat and answer questions about their experience of being an evacuee?



**Can you think of
any questions you
would like to ask an
evacuee?**