


# The Home Front



Tuesday 1<sup>st</sup> February 2022

LO: To describe how people on the home front contributed to the war effort during World War Two.

# The Home Front

The term **home front** refers to the activities of the people in their home countries, which support the military during a war. This is called the **war effort**.


During World War II, the support and actions of the civilians in Britain made a crucial impact on the eventual success of the allies.

People on the **home front** contributed to the **war effort** in many different ways.

## Talk to your partner:


Can you describe what the terms 'home front' and 'war effort' mean?

In what ways do you think people at home could help with the war effort?



# The Home Front


Here are just a few examples of ways in which people contributed to the war effort:



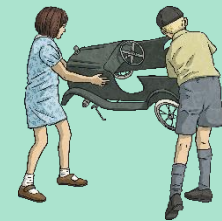
Rationing.



Growing their own food.



Evacuation.



Salvaging waste.



Making-do and mending old clothes.



More women going to work.


Joining a civil defence organisation, such as the Home Guard or Air Raid Precautions.

Let's explore what these things involved...

# The War Effort: Rationing

To ration something means to only allow people to have a fixed amount of it. In order to make food and other supplies last as long as possible, and to ensure everybody received their fair share, many items were rationed during the war.

## Rationed foods included:



butter



sweets



sugar



tea

## Non-food items rationed included:



petrol



soap



clothes



WITHOUT RATIONING

Rationing means  
a fair share for all of us



WITH RATIONING

OHIO HISTORICAL SOCIETY

# The War Effort: Growing Own Food

People were encouraged to use any available space to dig vegetable plots where they could grow their own food. This meant that the rationed foods could go much further. People also reared their own animals, such as pigs and chickens, to provide them with their own supply of meat and eggs.

The government ran a 'Dig for Victory' campaign to encourage people to help with the war effort in this way.



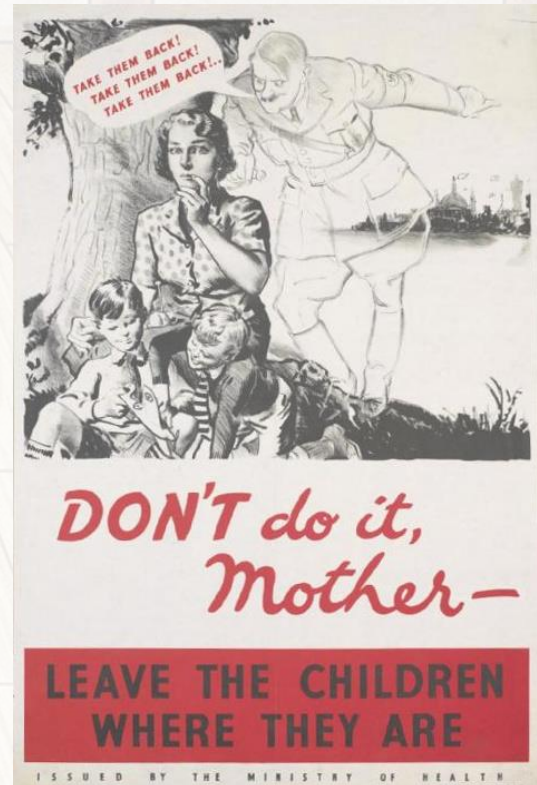
# The War Effort: Evacuation

During World War II, many people were evacuated from the cities to the countryside where it was believed they would be safer from bombing.

In total, over 3.5 million people were evacuated during the war.




- Many of the evacuees were children, but other evacuees included teachers, carers and disabled people.
- Lots of children and their parents found it very difficult to be separated and some parents were tempted to bring their children back home.
- Evacuees were looked after by host families.



# The War Effort: Salvaging Waste

As new supplies were severely limited, people were encouraged to salvage (collect and save) waste materials, which could be made into new products.

Scrap metal was collected and used in the building of aeroplanes, while kitchen scraps were used to feed livestock. Other salvageable items included paper, rubber and bones.



# The War Effort: Make-Do and Mend

The term make-do and mend was used to encourage people to repair rather than throw away damaged or perishing clothes. It also encouraged people to wear clothes for as long as they could; to pass down clothes to younger siblings and to adapt clothes for different purposes, e.g. turn an old dress into a blouse or scarf.



This saved resources so they could be used for more important purposes, like making clothes for soldiers.



# The War Effort: Women at Work

With men away at war, there was a great need for women to take on the jobs that the men had previously done. Women were also employed in jobs which were created to help the war effort.

## Examples of women's wartime jobs included:

- working in factories, e.g. building planes and making weapons;
- joining the armed forces (navy, army, air force);
- working as Land Girls;
- engineering and ship-building;
- driving ambulances and nursing;
- working as air raid wardens.



# The War Effort: Civil Defence

In order to protect people at home in Britain, special organisations were formed to provide different services.

Air Raid Precautions helped run public air raid shelters, put out minor fires, distribute gas masks, made sure people put up blackouts at night and built Morrison and Anderson shelters.

The Home Guard was formed to protect the people at home by keeping a lookout for possible spies and invading enemies.

The Royal Observer Corps tracked enemy planes.

With many of their employees away at war, the emergency services also employed thousands of volunteers. Responsibilities included driving ambulances, working as police officers and firefighting with the National Fire Service.



# War Effort Diaries

Complete the **Home Front worksheet** to explore different ways people on the home front 'did their bit' in the war.

There is also a challenge activity for you to complete.

Read the diary extracts and write a description of how they are contributing to the war effort.

**15<sup>th</sup> November 1942 - Barbara Reed**

Tonight I made a Woolton pie. I used up the spare vegetables from the garden patch and added just a little of our milk ration to make it nice and creamy. Everyone enjoyed it! There were clean plates all round.

**4<sup>th</sup> January 1940 - Connie Brown**

I've got a job! Starting tomorrow I'm going to be working at Elstow Ordnance Factory making weapons. Mum says it's no job for a girl but I'm 21 now and I think women should be doing more to help win this war.

**16<sup>th</sup> October 1940 - William Frankell**

They used to call us 'service dodgers' but they're eating their words now! We were out all night directing people to the nearest shelters and putting out fires in the street - I'm exhausted. I'm going to try and get some sleep this afternoon as I'm sure the bombers will be back again tonight and the hard work will start all over again.

**1<sup>st</sup> September 1940 - Nadia Begum**

The poor little mite arrived this morning shivering with cold and looking like a bag of bones. I gave her a hug and a good bath and she's stopped crying now. She's now settled with a book and a glass of milk. I hope this war is over quickly for her sake, but I'll look after her as best as I can for now.

**7<sup>th</sup> July 1946 - Bobby Halliwell**

Today, mum told me that my last pair of socks couldn't be patched anymore (she had done them five times) and since we've used up all the clothes rations this month, we can't get any more. I now have to wear Peter's old socks. He thinks it's hilarious. I think: yuck!

Read the information you have been given about an aspect of the war effort. Work with the other children in your group to research more about this and create a presentation to share with the rest of the class.

Your presentation may include some of the following:

- an introduction (essential);
- key facts;
- important dates and figures;
- pictures;
- drama;
- charts or diagrams.

Your presentation may be in the form of a poster, a leaflet, news report or interview. Or you may have another idea to present your learning. Check this is acceptable with your teacher.

