

Rousseau jungles



Thursday 20.1.22

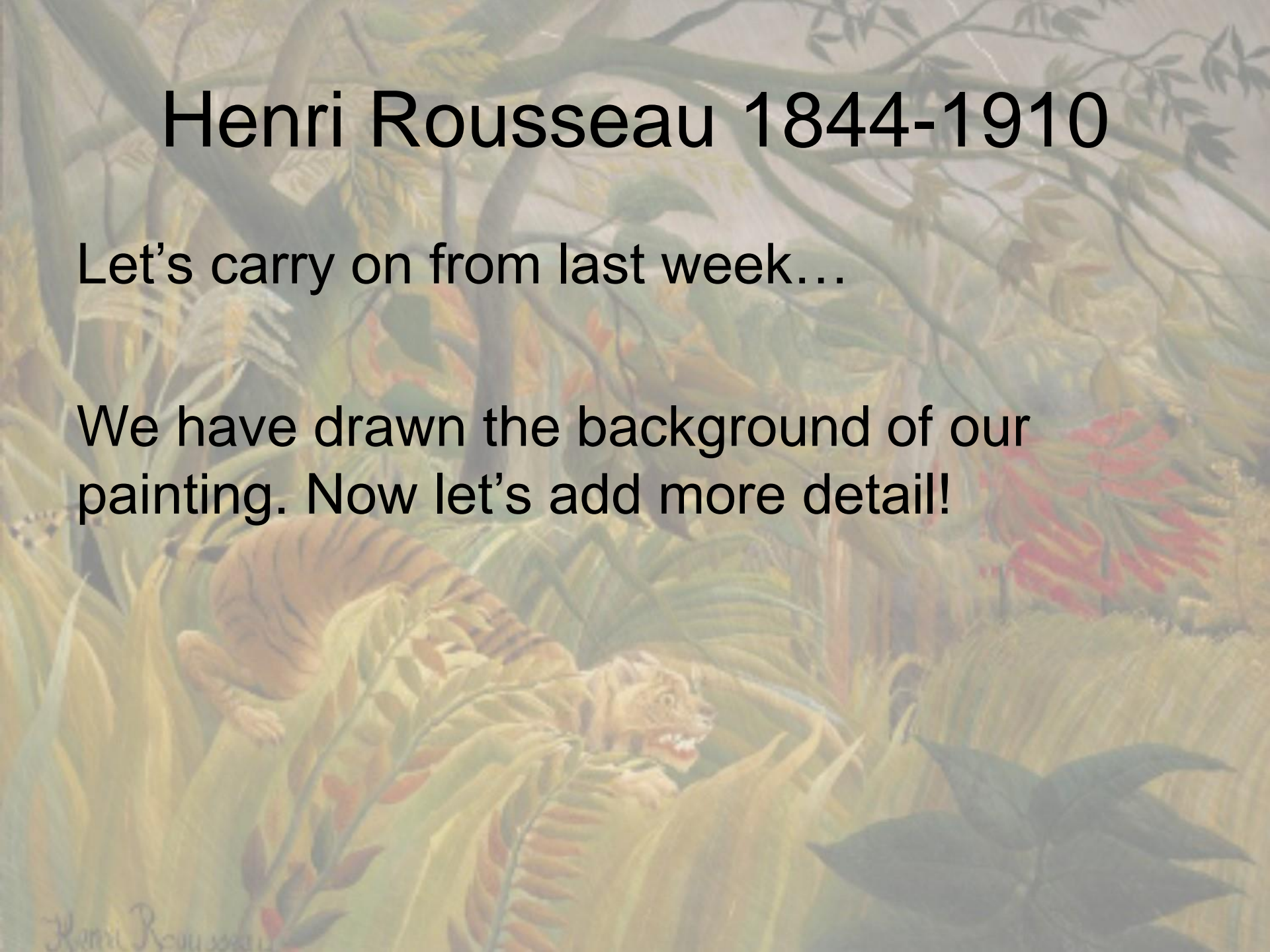
LO: To add detail to recreate a Henri Rousseau painting.

Henri Rousseau 1844-1910

Let's carry on from last week...

We have drawn the background of our painting. Now let's add more detail!


Henri Rousseau



We could add monkeys...



We could add tigers or shadows of people...





We could add extra large flowers...

We could add fruits or a hunting scene...



Let's add a toucan!




Follow the video on the following slide, step-by-step, to add extra detail to the drawing we did last week. If you didn't manage to do it back then, then open up last week's lesson and start from there... Add extra leaves or flowers to fill your page. Don't forget to paint or colour in your finished drawing. You can use whatever you have access to, felt tips, colouring pencils, crayons or water colours.

Good luck 😊

Let's
Paint
Like

Rousseau!





I will try to frame
your Art work just
like this, so you
can be proud of
your masterpiece

